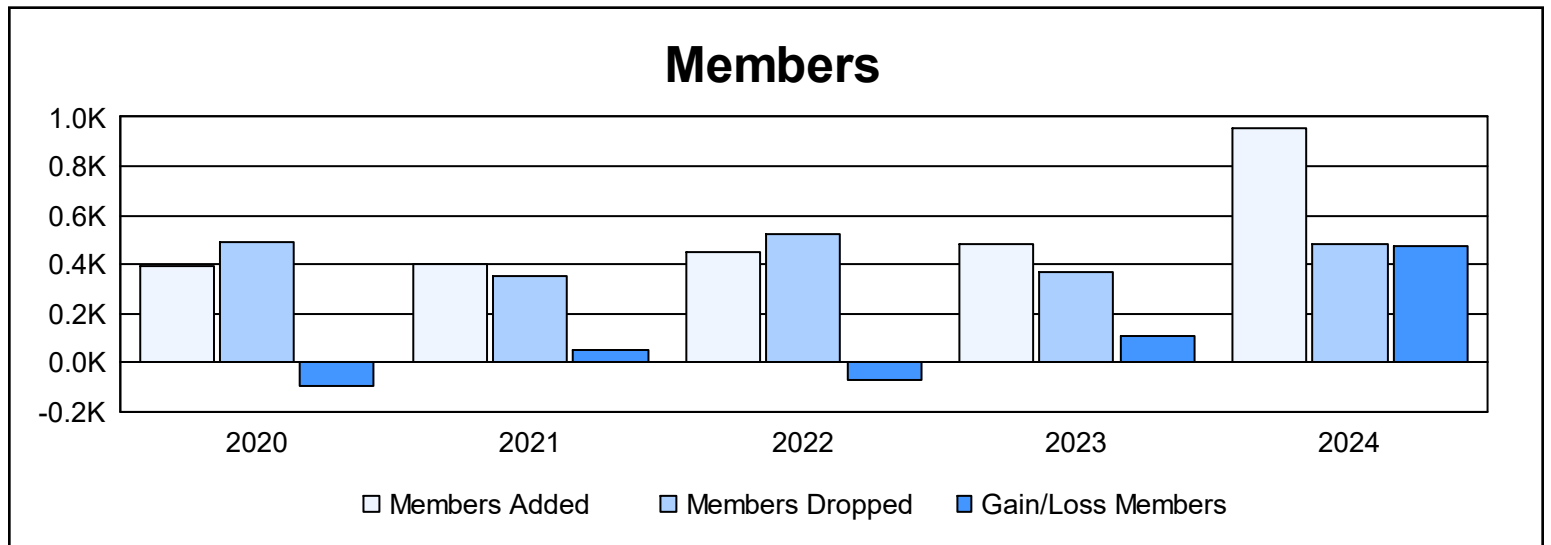
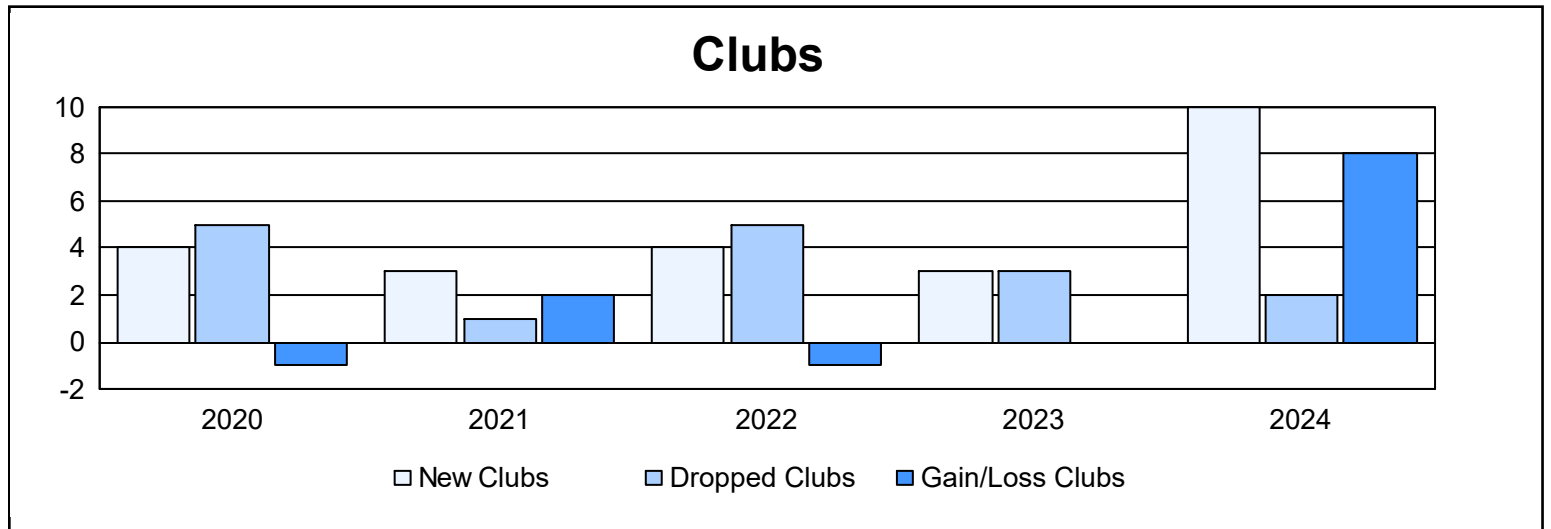
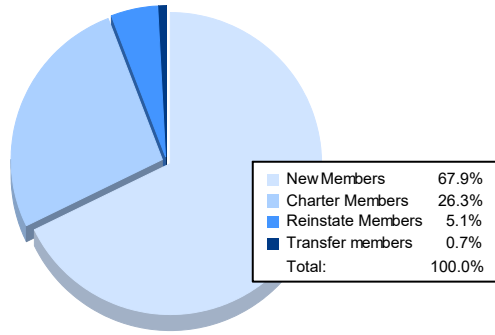


| Year | New Clubs | Dropped Clubs | Gain/ Loss Clubs | New Members | Charter Members | Reinstate Members | Transfer Members | Total Member Added | Total Members Dropped | Gain/ Loss Members |
|----------------|-----------|---------------|------------------|-------------|-----------------|-------------------|------------------|--------------------|-----------------------|--------------------|
| 2019-2020 | 4 | 5 | -1 | 265 | 114 | 7 | 6 | 392 | 491 | -99 |
| 2020-2021 | 3 | 1 | 2 | 246 | 138 | 17 | 3 | 404 | 352 | 52 |
| 2021-2022 | 4 | 5 | -1 | 257 | 158 | 30 | 4 | 449 | 520 | -71 |
| 2022-2023 | 3 | 3 | 0 | 305 | 102 | 23 | 49 | 479 | 367 | 112 |
| 2023-2024 | 10 | 2 | 8 | 648 | 251 | 49 | 7 | 955 | 482 | 473 |
| Average | 5 | 3 | 2 | 344 | 153 | 25 | 14 | 536 | 442 | 93 |



Membership Composition June 2024 Cumulative



Gender Composition June 2024 Cumulative

